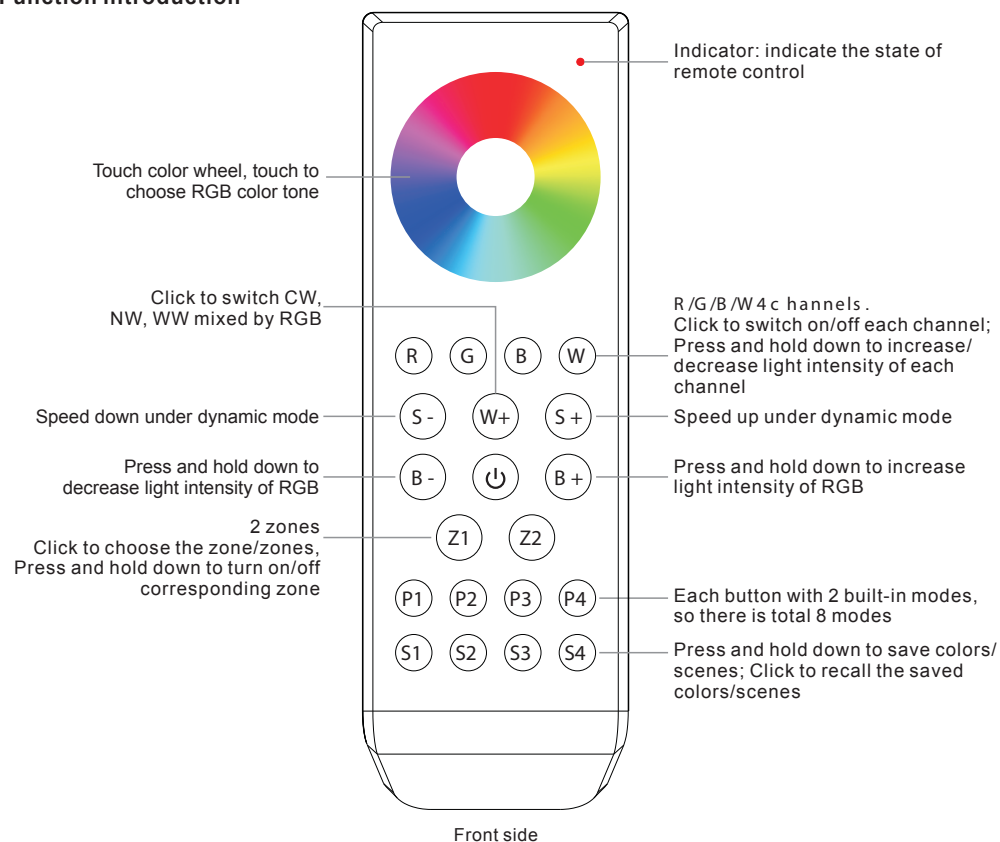




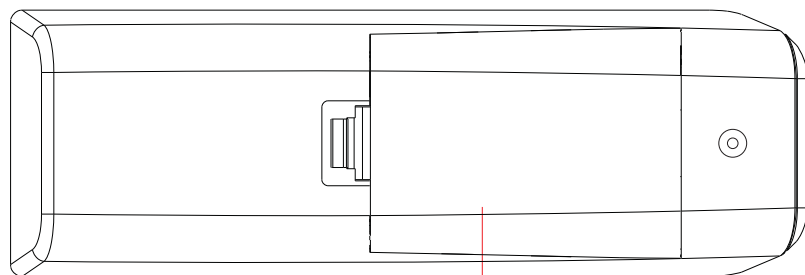
## RF RGBW Remote Controller 214-142

**Important: Read All Instructions Prior to Installation**

### Function introduction



Front side



Back side

### Product Data

Output	RF signal
Operation Frequency	868/915/434MHz
Power Supply	4.5V(3xAAA battery)
Operating temperature	0-40°C
Relative humidity	8% to 80%
Dimensions	131.4x43.8x24.3mm

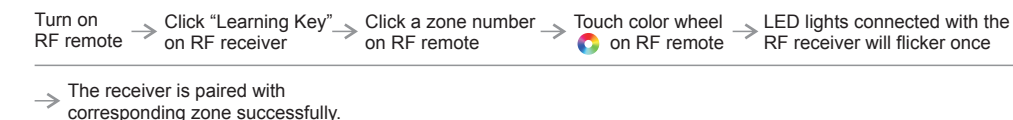
- High sensitive & high stable touch color wheel, fast & precise color control.
- Enable to control 2 zones separately. Each zone can switch on/off separately.
- 8 changing modes. Enable to stay at any color under situation of color changing modes.
- To adjust brightness of each color independently that can achieve millions of changing colors
- Compatible with all universal series RF receivers
- 1 receiver can be paired by max 8 different remote controls.
- Waterproof grade: IP20

### Safety & Warnings

- This device contains AAA batteries that shall be stored and disposed properly.
- DO NOT expose the device to moisture.

### Operation

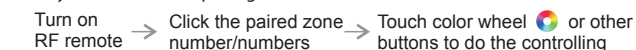
#### 1. Pair with RF receivers:



#### 2. How to delete the pairing:

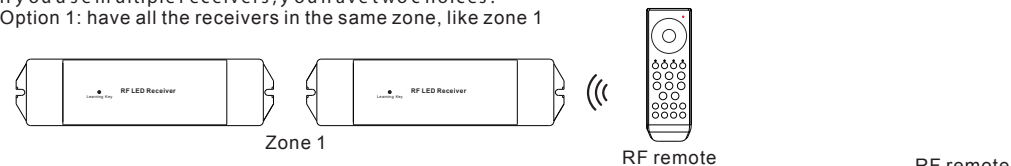
Press and hold down "Learning Key" on the receiver for over 3 seconds until connected LED lights flicker twice, which means the pairing is deleted successfully.

#### 3. Play the remote after pairing:



If you use multiple receivers, you have two choices:

Option 1: have all the receivers in the same zone, like zone 1



Option 2: have each receiver in a different zone, like zone 1, 2, 3 or 4

